

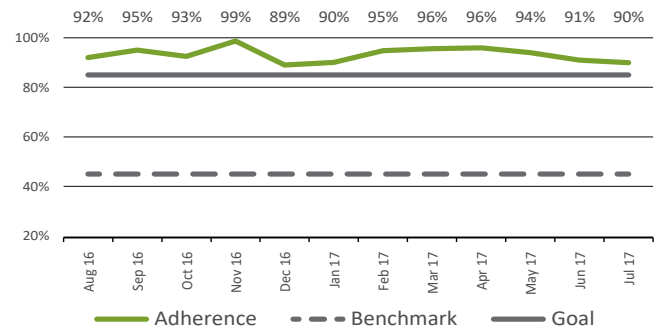
Monthly Impact Report

January 2018

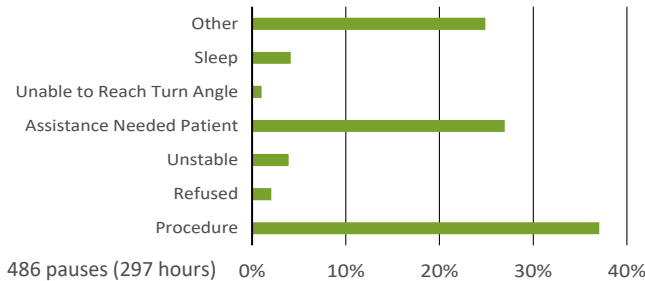
Key Historical Data

	May	June	July
Patients Monitored	124	118	132
Monitoring Hours	10,502	9,594	8,779
Overall Turn Adherence	95%	96%	95%
Day Shift Adherence	97%	97%	96%
Night Shift Adherence	95%	95%	94%
Upright Time (%)	11%	11%	15%
Avg Steps per Patient	600	625	713

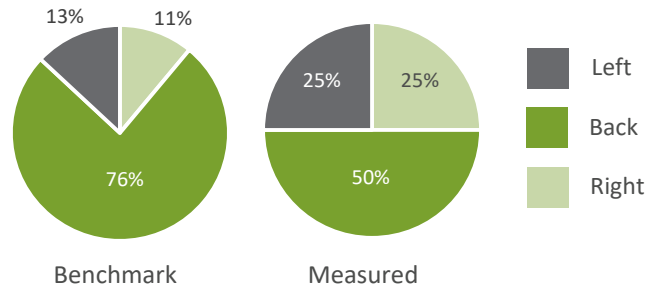
Turn Protocol Adherence



Pause Analysis



Body Position Distribution



95%

Your average protocol adherence

3*

A peer hospital NOT using Leaf would have this many more HAPIs to treat.

\$30,864*

A peer hospital NOT using Leaf would spend this much more on HAPI treatments.

Turn protocol adherence of 85% has been shown to significantly reduce hospital acquired pressure injuries.¹ Literature shows hospitals have a baseline turn protocol adherence between 38%² to 52%.³

1. Larson et al. Impact of Turn Compliance Probability of Hospital-Acquired Pressure Injuries: A Multi-Center Analysis. NPUAP 2017
 2. Lynn Schallom, Norma A. Metheny, Jena Stewart, Renée Schnelker, Janet Ludwig, Glenda Sherman and Patrick Taylor. Effect of Frequency of Manual Turning on Pneumonia. Am J Crit Care 2005;14:476-478
 3. Krishnagopalan S, Johnson W, Low L, Kaufman L. Body positioning in Intensive Care patients: Clinical Practice versus Standards. Crit Care Med 2002; 30(11): 2588-259
 4. Schutt, S. et al. Advancing pressure ulcer prevention efforts: Innovative technology improves compliance with patient turning protocols. ANCC Magnet, October 2014 (clinicaltrials.gov NCT02005692)
 * Estimates are based on industry standard pressure injury rates (published by Bergquist-Beringer et al. 2013 and Bauer et al. 2016) and results (published by Pickham et al. 2017).